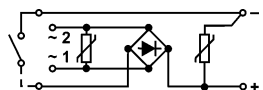
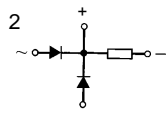
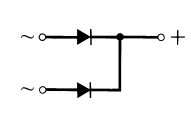


## Contents

Package style	$V_{RRM}$	$I_{dAVM}$	Type	Page
	<b>V</b>	<b>A</b>		
1  2 	1	1400	<b>VGB 0124 AY7</b>	F7 - 2
	2	2800	<b>VGf 0136 AB</b>	
	3	1400	<b>VGf 0136 AH</b>	
3 				

# Braking Rectifier Assemblies

Typ	Typical				Max.		
	$V_{VRMS}$ V	$V_{dAV}$ V	$I_{dAVM}$ A	$I_{dAVM}$ A	$V_{RRM}$ V	$I_{FSM}$ A	$I^2t$ A <sup>2</sup> s
<b>VGB 0124 AY7</b>	380	340	1.0	1.0	1400	60	28

VGB0124 AY7

Typ	Typical				Max.		
	$V_{VRMS}$ V	$V_{dAV}$ V	$I_{dAVM}$ A	$I_{dAVM}$ A	$V_{RRM}$ V	$I_{FSM}$ A	$I^2t$ A <sup>2</sup> s
<b>VGF 0136 AB</b>	1000	440	1.2	1.5	2800	80	40
<b>VGF 0136 AH</b>	1000	440	0.6	1.1	1400	60	28

VGF 0136 AB

VGF 0136 AH

Data according to IEC 60747  
 IXYS reserves the right to change limits, test conditions and dimensions